

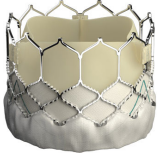
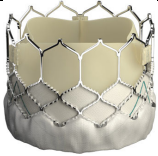







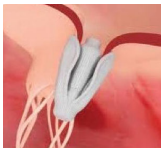


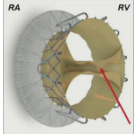
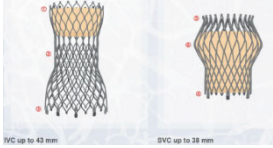





Ongoing Clinical Trials

Trial Name	Valve Disease	Company	Purpose	Device Description	Image
Aortic Valve Disease					
WATCH-TAVR Trial	Aortic Stenosis+Atrial Fibrillation	Boston Scientific	Stroke prevention	TAVR + Watchman Left Atrial Occlusion device	
JenaValve TAVR	Aortic Regurgitation	JenaValve	Transcatheter Aortic valve replacement in high risk patients	Transfemoral TAVR that captures leaflets	
Early TAVR	Aortic Stenosis	Edwards Lifesciences	Transcatheter Aortic valve replacement in patients with severe aortic stenosis and no symptoms	Transfemoral TAVR	
UNLOAD	Aortic Stenosis	Edwards Lifesciences	Transcatheter Aortic valve replacement in patients with a reduced ejection fraction and moderate aortic stenosis	Transfemoral TAVR	

ACURATE IDE	Aortic Stenosis	Boston Scientific	Transcatheter Aortic valve replacement in high risk patients	Transfemoral TAVR	
Leaflex Performer	Aortic Stenosis	Pi-Cardia	Balloon Valvuloplasty in patients with aortic stenosis	Transfemoral TAVR	
Portico TAVR	Aortic Stenosis	Abbott			
Mitral Valve					
Intrepid-TS	Mitral Regurgitation	Medtronic	Transcatheter Mitral valve Replacement in high risk surgical patients	Transapical catheter valve	
GDS Accucinch	Mitral Regurgitation	Ancora	Left ventricular support system to reduce mitral annular dilatation	Transcatheter approach with ventricular hooks and band	
GDS Accucinch-HF rEF	Heart Failure	Ancora	Left ventricular support system to prevent heart dilatation	Transcatheter approach with ventricular hooks and band	

Mitraclip	Mitral Regurgitation-functional and degenerative	Abbott	Transcatheter mitral valve repair in high risk patients	Transseptal approach using clip applied to both anterior and posterior mitral valve leaflets	
Pipeline-SOAR Trial	Mitral Regurgitation	WL Gore	Transcatheter Chordal Repair in intermediate and high risk patients	Artificial mitral valve chord place percutaneously to correct leaflet prolapse	
CLASP I/II: PASCAL	Mitral Regurgitation	Edwards Lifesciences	Transcatheter Mitral Valve Repair	Transseptal clip applied to both anterior and posterior leaflets independently	
Half Moon	Mitral Regurgitation	Half Moon	Transcatheter Mitral Valve Repair	Posterior annulus support system to prevent leaflet prolapse	
Millipede	Mitral Regurgitation	Boston Scientific	Transcatheter Mitral Valve Repair	Percutaneous Annuloplasty device	
Tricuspid Valve					
Intrepid-TR	Tricuspid Regurgitation	Medtronic	Transcatheter Tricuspid Valve Replacement	Fully percutaneous tricuspid valve replacement	
TriSol	Tricuspid Regurgitation	Trisol Medical	Transcatheter Tricuspid Valve Replacement	Fully percutaneous tricuspid valve replacement	

Tric Valve	Tricuspid Regurgitation	P&F	Bicaval valves to prevent venous congestion in high-risk patients with severe TR	Transcatheter, one way valves in the SVC and IVC	
Mitraclip-tricuspid	Tricuspid Regurgitation	Abbott	Transcatheter tricuspid valve repair in high risk patients	Transcatheter approach using clip applied to tricuspid valve leaflets	
Gate TTR	Tricuspid Regurgitation	Navigate	Transcatheter Tricuspid Valve Replacement	Right thoracotomy approach for valve replacement using self expanding valve	
Evoque-TR	Tricuspid Regurgitation	Edwards Lifesciences	Transcatheter Tricuspid Valve Replacement	Fully percutaneous tricuspid valve replacement	
CLASP-TR: PASCAL	Tricuspid Regurgitation	Edwards Lifesciences	Transcatheter Mitral Valve Repair	Transseptal clip applied to both anterior and posterior leaflets independently	